

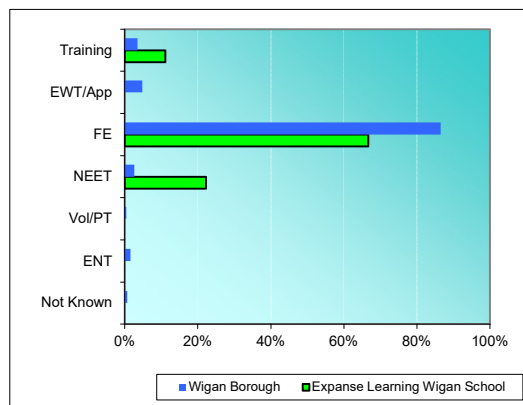
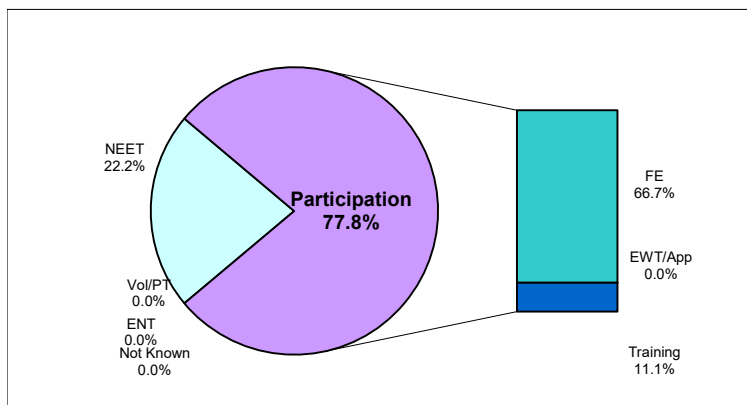


Wigan[♥]
Council

Activity Survey 2024

Expanse Learning Wigan School

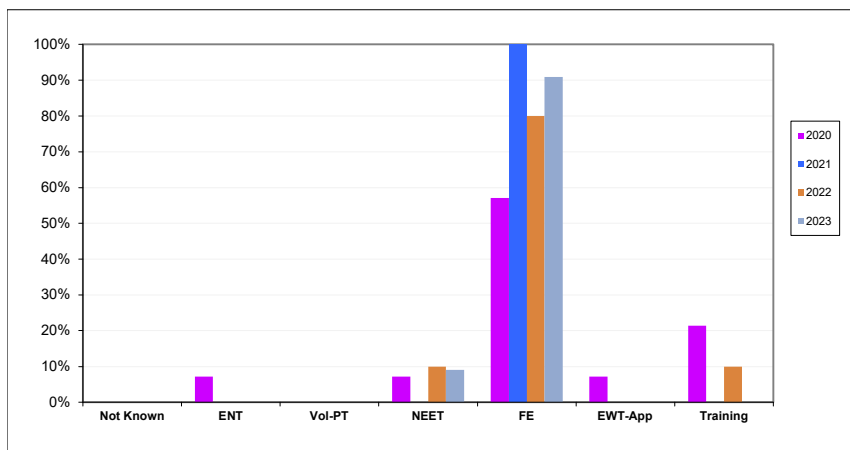
Destination Data



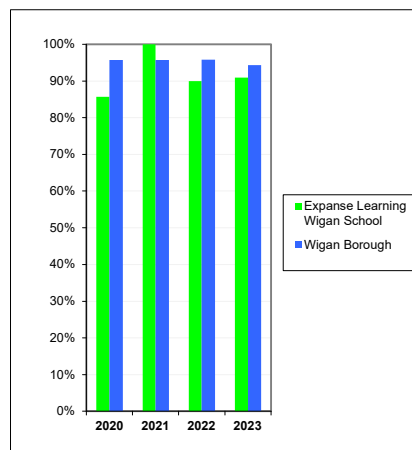
Activity		Expansive Learning Wigan School	Percentage	Wigan Borough	Percentage
Not Known	Not Known	0	0.00%	29	0.70%
Employment no Training	ENT	0	0.00%	65	1.56%
Voluntary & Part Time Activities	Vol/PT	0	0.00%	17	0.41%
NEET	NEET	2	22.22%	108	2.59%
FE	FE	6	66.67%	3608	86.50%
Employment with Training /Apprenticeships	EWT/App	0	0.00%	199	4.77%
Training	Training	1	11.11%	145	3.48%
Grand Total		9		4171	

Historical Data

Destinations



Participation



Year	Not Known	Employment with no Accredited Training	Voluntary & Part Time Activities	NEET	FE	Employment with Accredited Training/Apprenticeships	Training	Participation	
								Expansive Learning Wigan School	Wigan Borough
2020	0.0%	7.1%	0.0%	7.1%	57.1%	7.1%	21.4%	85.7%	95.7%
2021	0.0%	0.0%	0.0%	0.0%	100.0%	0.0%	0.0%	100.0%	95.7%
2022	0.0%	0.0%	0.0%	10.0%	80.0%	0.0%	10.0%	90.0%	95.9%
2023	0.0%	0.0%	0.0%	9.1%	90.9%	0.0%	0.0%	90.9%	94.3%
2024	0.0%	0.0%	0.0%	22.2%	66.7%	0.0%	11.1%	77.8%	94.8%

Annual Activity Survey 2024 - School Year 11 Guarantee - Summary

Item	SEND	Sex			Total	%
		Male	Female	Unknown		
MEETING THE DUTY TO PARTICIPATE						
Full time education	6	2	4	0	6	66.7%
School sixth-form	0	0	0	0	0	0.0%
Sixth-form college	0	0	0	0	0	0.0%
Further education	5	1	4	0	5	55.6%
Higher education	0	0	0	0	0	0.0%
Gap year students	0	0	0	0	0	0.0%
Other post-16 education	1	1	0	0	1	11.1%
Special Post-16 Institution	0	0	0	0	0	0.0%
Custodial institution (juvenile offender)	0	0	0	0	0	0.0%
Full Time Training	1	0	1	0	1	11.1%
ESFA funded work-based learning	1	0	1	0	1	11.1%
Other training (for example, non-ESFA funded private training organisations)	0	0	0	0	0	0.0%
DWP training and support programme	0	0	0	0	0	0.0%
	0	0	0	0	0	0.0%
Supported Internship	0	0	0	0	0	0.0%
Apprenticeship	0	0	0	0	0	0.0%
Apprenticeship	0	0	0	0	0	0.0%
Employment combined with training	0	0	0	0	0	0.0%
Full time employment with study (regulated qualification)	0	0	0	0	0	0.0%
Self-employment with study (regulated qualification)	0	0	0	0	0	0.0%
Working not for reward with study (regulated qualification)	0	0	0	0	0	0.0%
Working towards participation	0	0	0	0	0	0.0%
Re-engagement activities	0	0	0	0	0	0.0%
Start date agreed (RPA compliant)	0	0	0	0	0	0.0%
Temporary break from learning	0	0	0	0	0	0.0%
Supporting family - teenage parents	0	0	0	0	0	0.0%
Illness	0	0	0	0	0	0.0%
Pregnancy	0	0	0	0	0	0.0%
WORKING TOWARDS						
Employment without training (Total)	0	0	0	0	0	0.0%
Employment without training	0	0	0	0	0	0.0%
Employment with training (other)	0	0	0	0	0	0.0%
Temporary employment	0	0	0	0	0	0.0%
Self-employment	0	0	0	0	0	0.0%
Not settled (active in the labour market)	2	1	1	0	2	22.2%
Part time education	0	0	0	0	0	0.0%
Part time employment	0	0	0	0	0	0.0%
Start date agreed (other)	0	0	0	0	0	0.0%
Working not for reward	0	0	0	0	0	0.0%
Not ready for work or learning	2	1	1	0	2	22.2%
Seeking employment, education or training	0	0	0	0	0	0.0%
Not settled (not active in the labour market)	0	0	0	0	0	0.0%
Not available - young carer	0	0	0	0	0	0.0%
Not available on religious grounds	0	0	0	0	0	0.0%
Unlikely ever to be economically active	0	0	0	0	0	0.0%
Not available - other reason	0	0	0	0	0	0.0%
Current activity not established	0	0	0	0	0	0.0%
Current Situation Not Known	0	0	0	0	0	0.0%
Cannot be contacted - no current address	0	0	0	0	0	0.0%
Refused to disclose activity	0	0	0	0	0	0.0%
Other						
Custody (young adult offender)	0	0	0	0	0	0.0%
Survey-TOTAL	9	3	6	0	9	

Annual Activity Survey 2024 - School Year 11 Guarantee - White

	White British	White Irish	White Gypsy/Roma	Any Other White Background	WHITE TOTAL
Item					
MEETING THE DUTY TO PARTICIPATE					
Full time education	5	0	0	0	5
School sixth-form	0	0	0	0	0
Sixth-form college	0	0	0	0	0
Further education	4	0	0	0	4
Higher education	0	0	0	0	0
Gap year students	0	0	0	0	0
Other post-16 education	1	0	0	0	1
Special Post-16 Institution	0	0	0	0	0
Custodial institution (juvenile offender)	0	0	0	0	0
Full Time Training	1	0	0	0	1
ESFA funded work-based learning	1	0	0	0	1
Other training (for example, non-ESFA funded private training organisations)	0	0	0	0	0
DWP training and support programme	0	0	0	0	0
Traineeship	0	0	0	0	0
Supported Internship	0	0	0	0	0
Apprenticeship	0	0	0	0	0
Apprenticeship	0	0	0	0	0
Employment combined with training	0	0	0	0	0
Full time employment with study (regulated qualification)	0	0	0	0	0
Self-employment with study (regulated qualification)	0	0	0	0	0
Working not for reward with study (regulated qualification)	0	0	0	0	0
WORKING TOWARDS					
Working towards participation	0	0	0	0	0
Re-engagement activities	0	0	0	0	0
Start date agreed (RPA compliant)	0	0	0	0	0
TEMPORARY BREAK FROM LEARNING					
Temporary break from learning	0	0	0	0	0
Supporting family - teenage parents	0	0	0	0	0
Illness	0	0	0	0	0
Pregnancy	0	0	0	0	0
NOT PARTICIPATING					
Employment without training (Total)	0	0	0	0	0
Employment without training	0	0	0	0	0
Employment with training (other)	0	0	0	0	0
Temporary employment	0	0	0	0	0
Self-employment	0	0	0	0	0
Not settled (active in the labour market)	2	0	0	0	2
Part time education	0	0	0	0	0
Part time employment	0	0	0	0	0
Start date agreed (other)	0	0	0	0	0
Working not for reward	0	0	0	0	0
Not ready for work or learning	2	0	0	0	2
Seeking employment, education or training	0	0	0	0	0
Not settled (not active in the labour market)	0	0	0	0	0
Not available - young carer	0	0	0	0	0
Not available on religious grounds	0	0	0	0	0
Unlikely ever to be economically active	0	0	0	0	0
Not available - other reason	0	0	0	0	0
Current activity not established	0	0	0	0	0
Current Situation Not Known	0	0	0	0	0
Cannot be contacted - no current address	0	0	0	0	0
Refused to disclose activity	0	0	0	0	0
Other					
Custody (young adult offender)	0	0	0	0	0
Survey-TOTAL	8	0	0	0	8

Annual Activity Survey 2024 - School Year 11 Guarantee - Mixed

		White and Black Caribbean	White and Black African	White and Asian	Any Other Mixed Background	MIXED TOTAL
	Item					
MEETING THE DUTY TO PARTICIPATE	Full time education	0	0	0	0	0
	School sixth-form	0	0	0	0	0
	Sixth-form college	0	0	0	0	0
	Further education	0	0	0	0	0
	Higher education	0	0	0	0	0
	Gap year students	0	0	0	0	0
	Other post-16 education	0	0	0	0	0
	Special Post-16 Institution	0	0	0	0	0
	Custodial institution (juvenile offender)	0	0	0	0	0
	Full Time Training	0	0	0	0	0
	ESFA funded work-based learning	0	0	0	0	0
	Other training (for example, non-ESFA funded private training organisations)	0	0	0	0	0
	DWP training and support programme	0	0	0	0	0
	Traineeship	0	0	0	0	0
	Supported Internship	0	0	0	0	0
	Apprenticeship	0	0	0	0	0
	Apprenticeship	0	0	0	0	0
	Employment combined with training	0	0	0	0	0
	Full time employment with study (regulated qualification)	0	0	0	0	0
	Self-employment with study (regulated qualification)	0	0	0	0	0
Working not for reward with study (regulated qualification)	0	0	0	0	0	
Working towards participation	0	0	0	0	0	
WORKING TOWARDS	Re-engagement activities	0	0	0	0	0
	Start date agreed (RPA compliant)	0	0	0	0	0
TEMPORARY BREAK FROM LEARNING	Temporary break from learning	0	0	0	0	0
	Supporting family - teenage parents	0	0	0	0	0
	Illness	0	0	0	0	0
	Pregnancy	0	0	0	0	0
NOT PARTICIPATING	Employment without training (Total)	0	0	0	0	0
	Employment without training	0	0	0	0	0
	Employment with training (other)	0	0	0	0	0
	Temporary employment	0	0	0	0	0
	Self-employment	0	0	0	0	0
	Not settled (active in the labour market)	0	0	0	0	0
	Part time education	0	0	0	0	0
	Part time employment	0	0	0	0	0
	Start date agreed (other)	0	0	0	0	0
	Working not for reward	0	0	0	0	0
	Not ready for work or learning	0	0	0	0	0
	Seeking employment, education or training	0	0	0	0	0
	Not settled (not active in the labour market)	0	0	0	0	0
	Not available - young carer	0	0	0	0	0
	Not available on religious grounds	0	0	0	0	0
	Unlikely ever to be economically active	0	0	0	0	0
	Not available - other reason	0	0	0	0	0
	Current activity not established	0	0	0	0	0
	Current Situation Not Known	0	0	0	0	0
	Cannot be contacted - no current address	0	0	0	0	0
Refused to disclose activity	0	0	0	0	0	
Other	Custody (young adult offender)	0	0	0	0	0
	Survey-TOTAL	0	0	0	0	0

Annual Activity Survey 2024 - School Year 11 Guarantee - Asian

	Indian	Pakistani	Bangladeshi	Any other Asian Background	ASIAN TOTAL
Item					
MEETING THE DUTY TO PARTICIPATE					
Full time education	0	0	0	0	0
School sixth-form	0	0	0	0	0
Sixth-form college	0	0	0	0	0
Further education	0	0	0	0	0
Higher education	0	0	0	0	0
Gap year students	0	0	0	0	0
Other post-16 education	0	0	0	0	0
Special Post-16 Institution	0	0	0	0	0
Custodial institution (juvenile offender)	0	0	0	0	0
Full Time Training	0	0	0	0	0
ESFA funded work-based learning	0	0	0	0	0
Other training (for example, non-ESFA funded private training organisations)	0	0	0	0	0
DWP training and support programme	0	0	0	0	0
Traineeship	0	0	0	0	0
Supported Internship	0	0	0	0	0
Apprenticeship	0	0	0	0	0
Apprenticeship	0	0	0	0	0
Employment combined with training	0	0	0	0	0
Full time employment with study (regulated qualification)	0	0	0	0	0
Self-employment with study (regulated qualification)	0	0	0	0	0
Working not for reward with study (regulated qualification)	0	0	0	0	0
WORKING TOWARDS					
Working towards participation	0	0	0	0	0
Re-engagement activities	0	0	0	0	0
Start date agreed (RPA compliant)	0	0	0	0	0
TEMPORARY BREAK FROM LEARNING					
Temporary break from learning	0	0	0	0	0
Supporting family - teenage parents	0	0	0	0	0
Illness	0	0	0	0	0
Pregnancy	0	0	0	0	0
NOT PARTICIPATING					
Employment without training (Total)	0	0	0	0	0
Employment without training	0	0	0	0	0
Employment with training (other)	0	0	0	0	0
Temporary employment	0	0	0	0	0
Self-employment	0	0	0	0	0
Not settled (active in the labour market)	0	0	0	0	0
Part time education	0	0	0	0	0
Part time employment	0	0	0	0	0
Start date agreed (other)	0	0	0	0	0
Working not for reward	0	0	0	0	0
Not ready for work or learning	0	0	0	0	0
Seeking employment, education or training	0	0	0	0	0
Not settled (not active in the labour market)	0	0	0	0	0
Not available - young carer	0	0	0	0	0
Not available on religious grounds	0	0	0	0	0
Unlikely ever to be economically active	0	0	0	0	0
Not available - other reason	0	0	0	0	0
Current activity not established	0	0	0	0	0
Current Situation Not Known	0	0	0	0	0
Cannot be contacted - no current address	0	0	0	0	0
Refused to disclose activity	0	0	0	0	0
Other					
Custody (young adult offender)	0	0	0	0	0
Survey-TOTAL	0	0	0	0	0

Annual Activity Survey 2024 - School Year 11 Guarantee - Black

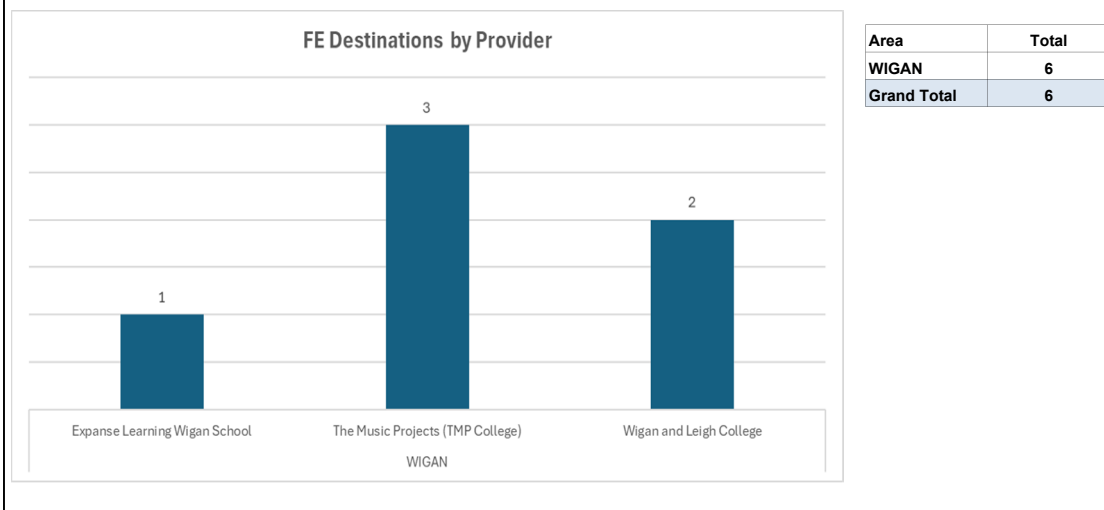
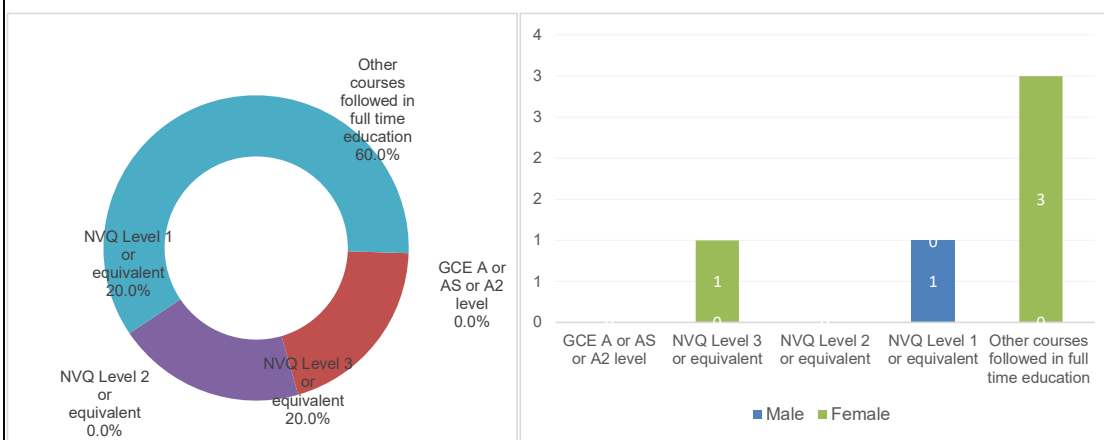
	Item	Caribbean	African	Black British	Any Other Black Background	BLACK TOTAL
MEETING THE DUTY TO PARTICIPATE	Full time education	0	0	0	0	0
	School sixth-form	0	0	0	0	0
	Sixth-form college	0	0	0	0	0
	Further education	0	0	0	0	0
	Higher education	0	0	0	0	0
	Gap year students	0	0	0	0	0
	Other post-16 education	0	0	0	0	0
	Special Post-16 Institution	0	0	0	0	0
	Custodial institution (juvenile offender)	0	0	0	0	0
	Full Time Training	0	0	0	0	0
	ESFA funded work-based learning	0	0	0	0	0
	Other training (for example, non-ESFA funded private training organisations)	0	0	0	0	0
	DWP training and support programme	0	0	0	0	0
	Traineeship	0	0	0	0	0
	Supported Internship	0	0	0	0	0
	Apprenticeship	0	0	0	0	0
	Apprenticeship	0	0	0	0	0
	Employment combined with training	0	0	0	0	0
	Full time employment with study (regulated qualification)	0	0	0	0	0
	Self-employment with study (regulated qualification)	0	0	0	0	0
Working not for reward with study (regulated qualification)	0	0	0	0	0	
Working towards participation	0	0	0	0	0	
WORKING TOWARDS	Re-engagement activities	0	0	0	0	0
	Start date agreed (RPA compliant)	0	0	0	0	0
TEMPORARY BREAK FROM LEARNING	Temporary break from learning	0	0	0	0	0
	Supporting family - teenage parents	0	0	0	0	0
	Illness	0	0	0	0	0
	Pregnancy	0	0	0	0	0
NOT PARTICIPATING	Employment without training (Total)	0	0	0	0	0
	Employment without training	0	0	0	0	0
	Employment with training (other)	0	0	0	0	0
	Temporary employment	0	0	0	0	0
	Self-employment	0	0	0	0	0
	Not settled (active in the labour market)	0	0	0	0	0
	Part time education	0	0	0	0	0
	Part time employment	0	0	0	0	0
	Start date agreed (other)	0	0	0	0	0
	Working not for reward	0	0	0	0	0
	Not ready for work or learning	0	0	0	0	0
	Seeking employment, education or training	0	0	0	0	0
	Not settled (not active in the labour market)	0	0	0	0	0
	Not available - young carer	0	0	0	0	0
	Not available on religious grounds	0	0	0	0	0
	Unlikely ever to be economically active	0	0	0	0	0
	Not available - other reason	0	0	0	0	0
	Current activity not established	0	0	0	0	0
	Current Situation Not Known	0	0	0	0	0
	Cannot be contacted - no current address	0	0	0	0	0
Refused to disclose activity	0	0	0	0	0	
Other	Custody (young adult offender)	0	0	0	0	0
	Survey-TOTAL	0	0	0	0	0

Annual Activity Survey 2024 - School Year 11 Guarantee - Others

	Chinese	Any Other Ethnic Group	Refused	Information Not Obtained	OTHERS TOTAL
Item					
MEETING THE DUTY TO PARTICIPATE					
Full time education	0	0	0	1	1
School sixth-form	0	0	0	0	0
Sixth-form college	0	0	0	0	0
Further education	0	0	0	1	1
Higher education	0	0	0	0	0
Gap year students	0	0	0	0	0
Other post-16 education	0	0	0	0	0
Special Post-16 Institution	0	0	0	0	0
Custodial institution (juvenile offender)	0	0	0	0	0
Full Time Training	0	0	0	0	0
ESFA funded work-based learning	0	0	0	0	0
Other training (for example, non-ESFA funded private training organisations)	0	0	0	0	0
DWP training and support programme	0	0	0	0	0
Traineeship	0	0	0	0	0
Supported Internship	0	0	0	0	0
Apprenticeship	0	0	0	0	0
Apprenticeship	0	0	0	0	0
Employment combined with training	0	0	0	0	0
Full time employment with study (regulated qualification)	0	0	0	0	0
Self-employment with study (regulated qualification)	0	0	0	0	0
Working not for reward with study (regulated qualification)	0	0	0	0	0
WORKING TOWARDS					
Working towards participation	0	0	0	0	0
Re-engagement activities	0	0	0	0	0
Start date agreed (RPA compliant)	0	0	0	0	0
TEMPORARY BREAK FROM LEARNING					
Temporary break from learning	0	0	0	0	0
Supporting family - teenage parents	0	0	0	0	0
Illness	0	0	0	0	0
Pregnancy	0	0	0	0	0
NOT PARTICIPATING					
Employment without training (Total)	0	0	0	0	0
Employment without training	0	0	0	0	0
Employment with training (other)	0	0	0	0	0
Temporary employment	0	0	0	0	0
Self-employment	0	0	0	0	0
Not settled (active in the labour market)	0	0	0	0	0
Part time education	0	0	0	0	0
Part time employment	0	0	0	0	0
Start date agreed (other)	0	0	0	0	0
Working not for reward	0	0	0	0	0
Not ready for work or learning	0	0	0	0	0
Seeking employment, education or training	0	0	0	0	0
Not settled (not active in the labour market)	0	0	0	0	0
Not available - young carer	0	0	0	0	0
Not available on religious grounds	0	0	0	0	0
Unlikely ever to be economically active	0	0	0	0	0
Not available - other reason	0	0	0	0	0
Current activity not established	0	0	0	0	0
Current Situation Not Known	0	0	0	0	0
Cannot be contacted - no current address	0	0	0	0	0
Refused to disclose activity	0	0	0	0	0
Other					
Custody (young adult offender)	0	0	0	0	0
Survey-TOTAL	0	0	0	1	1

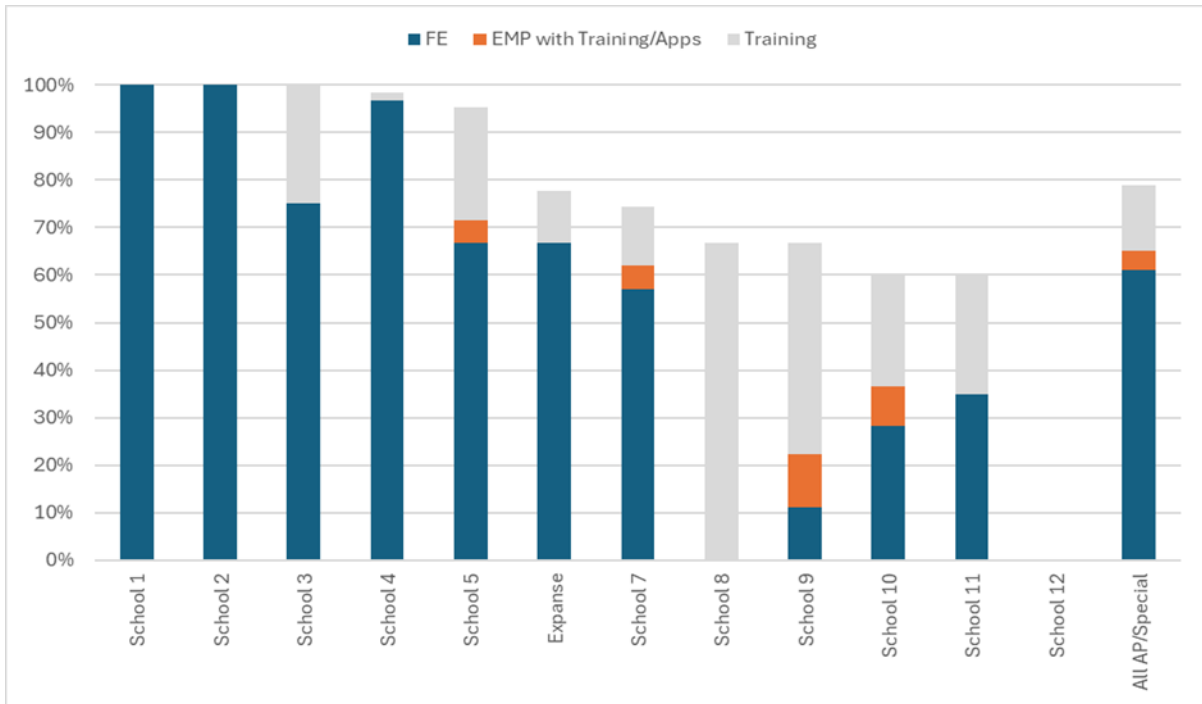
Annual Activity Survey 2024 - School Year 11 - Courses - FE Providers

Item	SEND	Sex			Total
		Male	Female	Not Known	
Within full time education, leading to - (TOTAL)	6	2	4	0	6
GCE A or AS or A2 level	0	0	0	0	0
Level 3 Course	0	0	0	0	0
Level 2 Course	0	0	0	0	0
Level 1 Course	0	0	0	0	0
NVQ Level 3 or equivalent	1	0	1	0	1
NVQ Level 2 or equivalent	0	0	0	0	0
NVQ Level 1 or equivalent	1	1	0	0	1
GCSE course(s)	1	1	0	0	1
Other courses followed in full time education	3	0	3	0	3
Continuation of a two year course	0	0	0	0	0
Higher Education qualification	0	0	0	0	0
Gap Year	0	0	0	0	0

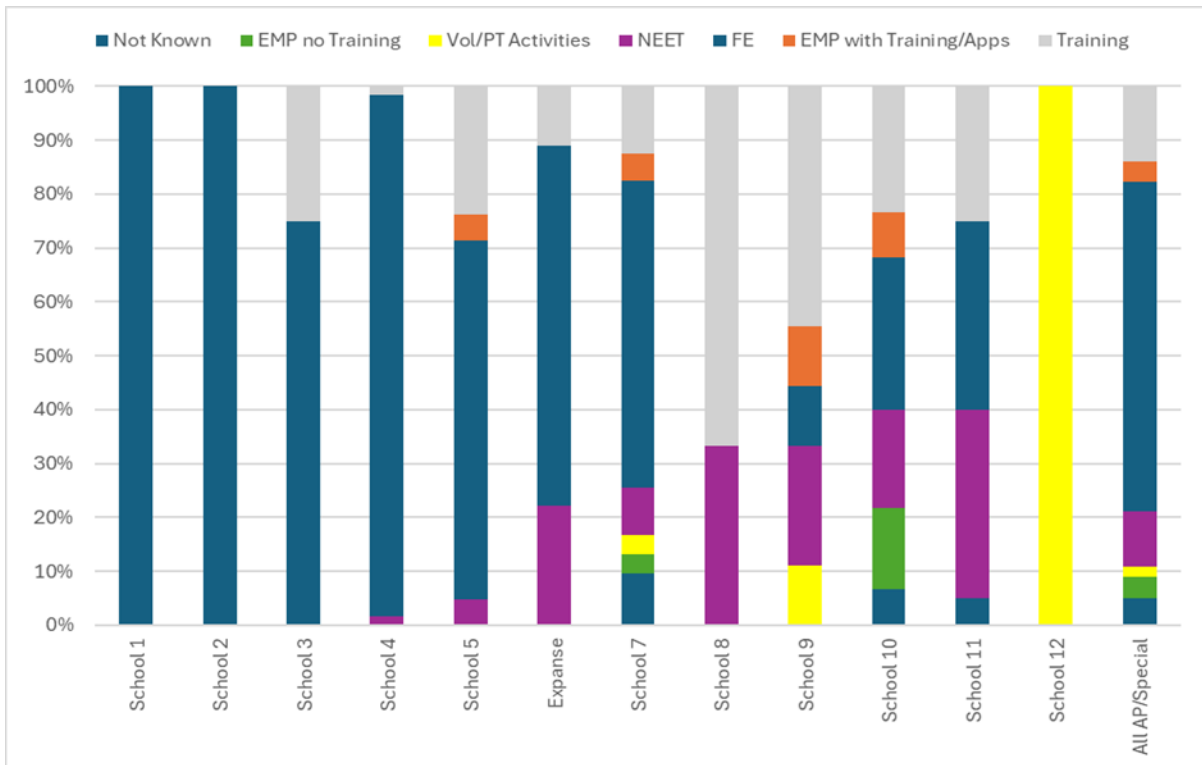


Activity Survey 2024

Participation - Special Schools/Alternative Provision



Destination Types - Special Schools/Alternative Provision



Activity Survey - 2023 Leavers - Destinations 2024

2023 Destinations	2024							Grand Total
	Not Known	Employment No Training	Voluntary/PT Activities	NEET	FE	Employment with Training/Apprenticeships	Training	
Not Known								
Employment No Training								
Voluntary/PT Activities								
NEET				1				1
FE	1				7		2	10
Emp With Training/Apps								
Training								
Grand Total	1			1	7		2	11

Destination Type	AS 2023 Dest	Dest 2024
Not Known	0.0%	9.09%
Emp No Training	0.0%	0.0%
Vol/PT	0.0%	0.0%
NEET	9.1%	9.1%
FE	90.9%	63.6%
Emp With Training/Apps	0.0%	0.0%
Training	0.0%	18.2%
Participation	90.9%	81.8%

